

# Council Plan 2015-20

Generated on: 12 January 2015

<b>1. Employment Opportunity &amp; Economic Success</b>													
	EC 10	EC 12a	EC 12b	EC 12c	EC 12d	EC 13a	EC 13b	EC 40					
<b>2. Housing Need</b>													
	HS 10a	HS 10b	HS 11	HS 14	BS RB 3	FP 7	FP 8	HS 5	HS 8	BS RB 2	HS 1	HS 2	HS 17
<b>3. High Quality Environment</b>													
	DM 157a	HE 13	SS 15	SS 17	SS 35	SS 36	DM 157c	SS 192	DM 2	DM 157b	SS 16		
<b>4. Active Safe Communities</b>													
	EC 77	HE 10											
<b>5. Transforming the Council</b>													
	BS AS 3	BS BI 2	BS RB 11	BS RB 12	BS AS 1 RDC	HR A 01 R	BS MD 1						

## Key



Data Only Indicator for monitoring trend



Performance is improving









Performance has stayed the same









Performance has got worse




## 1. Employment Opportunity & Economic Success

		EC 10	Total Job Seeker Allowance Claimants Aged 16 - 64			
Current Value	0.6%	December 2015	Previous value	0.7% November 2015	Data is published monthly	
Yorkshire & Humber - 2.0% GB - 1.5%						

		EC 12a	% Ryedale population aged 16-64 qualified - NVQ1 or equivalent			
Current Value	83.1%	Jan-Dec 2014	Previous value	91.9% Jan-Dec 2013	Data is published annually	
Ryedale had 24,300 residents between January-December 2014 aged 16-64 studying at NVQ1 level and above. Young people achieve level 1 and 2 NVQ's in order to improve their career prospects. The council has targeted resources through various apprenticeships. This level is a stepping stone to future learning opportunities.						




		EC 12b	% Ryedale population aged 16-64 qualified - NVQ2 or equivalent			
Current Value	67.5%	Jan-Dec 2014	Previous value	80% Jan-Dec 2013	Data is published annually	
Ryedale had 19,700 residents between January-December 2014 aged 16-64 studying at NVQ2 level and above. Young people achieve level 1 and 2 NVQ's in order to improve their career prospects. The council has targeted resources through various apprenticeships. This level is a stepping stone to future learning opportunities.						

		EC 12c	% Ryedale population aged 16-64 qualified - NVQ3 or equivalent			
Current Value	54.4%	Jan-Dec 2014	Previous value	53.2% Jan-Dec 2013	Data is published annually	
The percentage of Ryedale residents aged 16-64 reaching NVQ3 and above continues to grow, with 15,900 attaining the qualification from January-December 2014. This puts Ryedale above the North Yorkshire and Yorkshire and The Humber average for this level of qualification.						




		EC 12d	% Ryedale population aged 16-64 qualified - NVQ4 or equivalent			
Current Value	41%	Jan-Dec 2014	Previous value	40.1% Jan-Dec 2013	Data is published annually	
Ryedale performance is well above the North Yorkshire and Yorkshire and The Humber average for this level of qualification.						




		EC 13a	Gross weekly earnings by workplace			
Current Value	£414.00	2014/15	Previous value	412.60 2013/14	Data is published annually	
Ryedale has the lowest level of earnings by workplace in Yorkshire and the Humber.						




		EC 13b	Gross weekly earnings by residency			
Current Value	£424.80	2014/15	Previous value	412.60 2013/14	Data is published annually	
Although an increase in weekly pay compared to last year - Ryedale still has the lowest Gross weekly earnings in Yorkshire and Humber.						




		EC 40	Employment Rate - aged 16-64	
Current Value	84.5%	2014/15	Previous value 81% 2013/14	Data is published annually
2014-15: GB 72.7% Y&H 71.0%				




## 2. Housing Need




		BS RB 2	Speed of processing - new HB/CTB claims	
Current Value	24.1 days	December 2015	Current Target 25.0 days	
Changes and improvements introduced have resulted in improved timescales				

		BS RB 3	Speed of processing - changes of circumstances for HB/CTB claims	
Current Value	4.9 days	December 2015	Current Target 12.0 days	
The addition of two extra staff has improved the speed of processing any changes of circumstances to well within the target range.				

		FP 7	Net additional homes provided	
Current Value	261	2014/15	Current Target 200	
During 2014-15, 261 additional homes were provided, which exceeded the target figure of providing 200 additional homes. see the Strategic Housing Land Availability assessment for predictions for future delivery <a href="http://www.ryedaleplan.org.uk/attachments/article/132/SHLAA_Part1_2015_v2.pdf">http://www.ryedaleplan.org.uk/attachments/article/132/SHLAA_Part1_2015_v2.pdf</a>				






















		FP 8	Supply of deliverable housing sites	
Current Value	118.0%	2014/15	Current Target 100.0%	See Annual Monitoring Statement and Strategic Housing Land Availability Assessments. Target five year housing supply= 100%
Supply = 5.92 years taking into account undeveloped allocations.				




		HS 5	Number of Homeless Applications	
Current Value	11	Q3 2015/16	Current Target 13	Total number of applications for 2014/15 = 30
Eleven homeless applications were received between 01/10/2015 and 31/12/2015				




		HS 8	Prevention of Homelessness through Advice and Proactive Intervention (values and targets are per quarter, not accumulative)	
Current Value	42	Q3 2015/16	Current Target 39	Target is to achieve 10% improvement in numbers of preventions year on year
Between 01/10/2015 and 31/12/2015 there were 42 homelessness preventions through the Local Authority				




		HS 10a	% Households in Ryedale in Fuel Poverty (10% income measure)			
Current Value	26%	2013/14	Current Target	27.9%	Target is to improve on previous years performance	
Results published June 2014. Est. no. of households 23,090 of which 6,446 in fuel poverty.						
		HS 10b	% Households in Ryedale in Fuel Poverty (Low Income High Cost)			
Current Value	10.6%	2013/14	Current Target	11.9%	Target is to improve on previous years performance	
Updated May 2015: 2013-14 - Est No. of households 23,046 and 2,440 households in fuel poverty						
		HS 11	Empty Domestic Properties			
Current Value	243	2014/15	Current Target	249	Target is to improve on previous years performance	
This is the figure used to claim New Homes Bonus calculated in October 2015.						
		HS 14	Affordability Ratio			
Current Value	7.36	2013/14	Current Target	8.65	Target is to improve on previous years performance	
North Yorkshire 7.20, England 6.45						
		HS 1	Homeless applications on which RDC makes decision and issues notification to the applicant within 33 working days (was LPI 70)			
Current Value	88.9%	Q3 2015/16	Current Target	100.0%	Target is to decide on all applications within 33 days	
During Q3 2015/16 9 decisions were made, 8 of which issued notifications within 33 days.						
		HS 2	Length of stay in temporary accommodation (B&B, weeks) Snapshot			
Current Value	7.00 weeks	Q3 2015/16	Current Target	4.00 weeks	Target: National maximum allowable is 6 weeks. Local target of 4 weeks	
During quarter 3 of 2015-16, 1 household was accommodated in B&B, the average stay was 49 nights						
		HS 17	Number of affordable homes delivered (gross)			
Current Value	17	Q3 2015/16	Current Target	57	35% of market housing target would result in 70 affordable homes arising from 200 net additional homes.	
Only 23 affordable homes completed to date, however with predicted housing delivery for 2015/16 of 263, the target should be achieved by the end of the year.						




### 3. High Quality Environment

		DM 157a	Processing of planning applications: Major applications (13 weeks)			
Current Value	82.60%	December 2015	Current Target	70.00%	Targets originally set under Planning Delivery Grant regime	
Performance has been improving for some months and this trend is continuing. Customer satisfaction has increased on previous years						
		HE 13	% of Food establishments in the area broadly compliant with food hygiene law			
Current Value	74%	2014/15	Current Target	72%	Target is to improve on previous year. Assessments of premises undertaken using risk based scoring and national guidance. 17% of premises are low risk and not accessed and by default not compliant under the national definition for this indicator.	
A total of 624 Food Establishments were broadly compliant in 2014-15						
		SS 15	% of Household Waste Recycled			
Current Value	21.31%	2014/15	Current Target	20.00%	Target set following analysis of previous performance levels	
Performance continues to improve slightly but priority is now to maintain this level of performance						
		SS 17	Household Waste Collection - % change in kilograms per head			
Current Value	-1.38%	2014/15	Current Target	0.25%	Target is to improve on previous years change	
2014-15 463.03 kg/per household and 423.31 kg/per head for Household Waste.						
		SS 35	% CO2 reduction from LA operations.			
Current Value	-12.5%	2014/15	Current Target	-7.5%	Target set for three years, based on national guidance. To be reviewed following analysis of performance to date	
Reduction is mainly due to the local swimming pools contract being taken over by Everyone Active. The data is collated using the bills of the properties being paid for by RDC.						
		SS 36	Tonnes of CO2 from LA operations			
Current Value	1,418	2014/15	Current Target	1,622	Target set for three years, based on national guidance. To be reviewed following analysis of performance to date	
Reduction is mainly due to the local swimming pools contract being taken over by Everyone Active. The data is collated using the bills of the properties being paid for by RDC.						
		DM 157c	Processing of planning applications: Other applications (8 weeks)			
Current Value	87.60%	December 2015	Current Target	90.00%	Targets originally set under Planning Delivery Grant regime	
Performance has been improving for some months and this trend is continuing. Customer satisfaction has increased on previous years						

		SS 192	% of household waste sent for reuse, recycling and composting			
<b>Current Value</b>	48.07%	2014/15	<b>Current Target</b>	49.70%	National target to achieve 50% by 2020	
Reduction largely due to the introduction of charges for garden waste collection- need to revise target in 15/16.						




		DM 2	Planning appeals allowed			
<b>Current Value</b>	42.9%	Q3 2015/16	<b>Current Target</b>	33.0%	Target based on national averages and benchmarking	
The national performance level is consistently in line with the target figure of 33%, performance for Ryedale has varied because of the relatively low number of appeals received.						

		DM 157b	Processing of planning applications: Minor applications (8 weeks)			
<b>Current Value</b>	71.70%	December 2015	<b>Current Target</b>	78.00%	Targets originally set under Planning Delivery Grant regime	
Performance has been improving for some months and this Trend is continuing. Customer satisfaction has increased on previous years . Minor applications requiring developer contributions are affecting performance in this category arising from the need for s106 agreements to accompany the planning permission						






















		SS 16	% of Household Waste Composted			
<b>Current Value</b>	26.76%	2014/15	<b>Current Target</b>	30.00%	Target set following analysis of previous performance levels	
Reduction largely due to the introduction of charges for garden waste collection . Need to revise target for 15/16 and also consider participation target						

## 4. Active Safe Communities

		EC 77	Total Crime in Ryedale			
<b>Current Value</b>	144	December 2015	<b>Current Target</b>			

		HE 10	Adult participation in sport and active recreation. Sport England Active People Survey-Annual			
<b>Current Value</b>	32.7%	2014/15	<b>Current Target</b>	36.8%	Target is to improve on previous years performance	
Final result for Oct 2014-Oct 2015 updated as part of APS9 to 32.7%						
Y&H 34.1% England 35.8%						

## 5. Transforming the Council

		BS AS 3	Payments made using electronic channels	
Current Value	94%	December 2015	Current Target 85%	Target is set to maintain performance
Electronic channels include web, telephone and Direct Debit.				
		BS BI 02	% FOI Requests responded to within 20 working days	
Current Value	100%	December 2015	Current Target 90%	Target is set to maintain performance
28 of 28 FOIs responded within 20 working days				
		BS RB 11	% of Council Tax collected	
Current Value	86.26%	December 2015	Current Target 57.57%	Target is set to maintain performance
Q3 2015-16 Collection rates are in line with the previous years performance				
		BS RB 12	% of Non-domestic Rates Collected	
Current Value	85.94%	December 2015	Current Target 60.28%	Target is set to maintain performance
Q3 2015-16 Collection rates are in line with the previous years performance				
		BS AS 1 RDC	Service enquiries resolved at first point of contact (telephone)	
Current Value	71%	December 2015	Current Target 50%	Target is for year on year improvement
Total figure is not representative, as current lengthy call logging procedure means staff are unable to log the high volume of calls received during periods of peak call times.				
		BS MD 1	Standard searches done in 5 working days	
Current Value	10.0%	November 2015	Current Target 90.0%	Target is set to maintain performance
Very late replies from NYCC resulting in no searches dispatched in 5 days				
		HR A 01 R	Average number of Working Days Lost Due to Sickness Absence per FTE, RYEDALE	
Current Value	0.69 days	December 2015	Current Target 0.63 days	Target is North Yorkshire average for 2009